

# ARTCOOL Stylist Smart Inverter

## LED & Mood Lighting

Ever-present, pervasive and pleasant LED lighting creates a ring of illumination to express your every mood.

## Remote Control

Be in control of your environment for perfect comfort. The innovative remote controller puts you in control of your surroundings.



## 3 way Soft Airflow

Provides softer and more natural airflow with 3-directional flow patterns.

## Wi-Fi Ready

Control your air conditioners with the smart internet devices via smartphones using a simple Android or iOS.

### 1 Operational Light


The Operational LED Light fades in response to your commands. Every change is enlightening with Artcool Stylist on your wall.



Cooling AOC Mode Heating AOC Mode Dehumidification Mode Air Flow Mode

### 2 Mood Lighting

From relaxing to romantic, LG puts you in total control with the ability to customise your colour and create a palate of LED lighting. Warm, cool or classic, illuminate your personal space with just the right hue.




### 1 Innovative Remote Controller

Simple & intuitive control display fundamental multi-purpose function "Hot Key" for quick usage.



#### Key Function



Air Mode Jet / ECO Swing Vertical / Horizontal A/C Timer Sleep / On More Alarm / Silent / Auto Clean / Settings Colour White / Yellow / Relaxing / Romantic / Customise Brightness

### 2 Smart Alarm

Set the smart alarm to wake you with a gradual lighting effect that mimics the rising sun.



### 1 Complete Silence 19dB

#### LG's Unique Skew Fan

By minimising the surface pressure of the fan blade when in contact with the air therefore peak noise are reduced to a level that is among the lowest in the world.

#### BLDC Fan Motor

Precise speed control provides 13 different steps which makes operation smoother. Both electrical and mechanical noise is more silent, and high speed operation is available.

#### Active Low Vibration Control

A speed-error component estimates the load to compensate for imbalances, which are the primary causes of vibration and noise, enabling the rotation of the motor without vibration at low Hz levels.

### 2 3 way Airflow

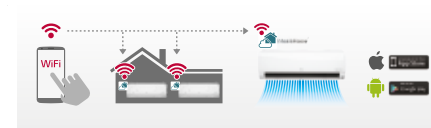
LG air conditioner delivers cool air to every corner of your room.

The 3-way-swing function blows air quickly and efficiently in all directions.



### 1 Control the Air Conditioner

Easy access to your air conditioner with LG Wi-Fi Ready function.



\*Need to have a internet connection and register user account to IntesisHome via App.

### 2 Benefit



#### Wi-fi Ready Function

- On/Off
- Setpoint temperature
- Mode
- Vane control
- Fan speed

# ARTCOOL Stylist

## Smart Inverter



9K  
G09WL  
12K  
G12WL

Stylish Design

3 Way Air Flow

Jet Cool

Fast Heating

Dual Protection Filter

Auto Cleaning

Low Noise 19dB

Silence Mode 3dB

Quick & Easy Installation

Wi-Fi Ready

Optional



Unit				9K	12K
Model Indoor Unit				G09WL.NS3	G12WL.NS3
Model Outdoor Unit				G09WL.UL2	G12WL.UL2
<b>Indoor Unit</b>					
Capacity	Cooling	Min/Rated/Max	W	1300/2500/3500	1300/3500/4000
	Heating	Min/Rated/Max	W	1300/3000/4200	1300/3500/5000
	Heating -7°C	Rated	W	3200	3700
Power Input	Cooling	Rated	W	690	1090
	Heating +7°C	Rated	W	830	970
EER			W/W	3.61	3.21
S.E.E.R.				5.70	5.60
P design C			kW	2.50	3.50
COP			W/W	3.61	3.61
S.C.O.P.				3.80	3.80
P design H			kW	2.70	3.30
S.E.E.R.				5.7	5.6
S.C.O.P.				3.8	3.8
Energy Label	Cooling			A+	A+
	Heating			A	A
Annual Energy Consumption	Cooling		kWh	170	220
	Heating		kWh	1100	1224
Power Supply			Ø / V / Hz	1/220-240/50	1/220-240/50
Sound Pressure	Cooling	S/L/M/H	dBA	19/29/34/39	19/29/34/39
	Heating	S/L/M/H	dBA	32/35/39	32/35/39
Sound Power	Cooling	High	dBA	60	60
Air Flow Rate	Cooling	Max (Power)	m³/min	9.7	10.5
Air Flow Rate	Cooling	S/L/M/H	m³/min	4.5/6.0/7.0/8.0	4.5/6.0/7.0/8.0
	Heating	L/M/H	m³/min	6.6/7.5/8.5	6.6/7.5/8.5
Dehumidification Rate			l/h	1.2	1.5
Running Current	Cooling	Rated/Max	A	4/6.0	5/6.0
	Heating	Rated/Max	A	4/7.0	4.5/7.0
Starting Current	Cooling	Rated	A	4	5
	Heating	Rated	A	4	4.5
Circuit Breaker			A	15	15
Power Supply Cable			N x mm²	3*1.0	3*1.0
Power & Transmission Cable			N x mm²	4*1.0(Including Earth)	4*1.0(Including Earth)
Dimension			mm	645*645*121	645*645*121
Net Weight			kg	18	18
Fan Motor Output			W	32.7	32.7
<b>Outdoor Unit</b>					
Operation Range	Cooling	Min-Max	°CDB	-10-48	-10-48
	Heating	Min-Max	°CDB	-15-24	-15-24
Sound Pressure	Cooling	High	dBA	45	45
	Heating	High	dBA	45	45
Sound Power	Cooling	High	dBA	65	65
Air Flow Rate	Cooling	High	m³/min	33	33
Piping	Length (Odu/Idu)	Min	m	-	-
		Max	m	15	15
	Elevation (Odu/Idu)	Max	m	10	10
Piping Connection	Liquid	OD(Outside)	mm	6.35	6.35
		OD(Outside)	inch	1/4	1/4
	Gas	OD(Outside)	mm	9.52	9.52
		OD(Outside)	inch	3/8	3/8
	Drain	OD(Outside)	mm	21.5	21.5
OD(Outside)		inch	0.85	0.85	
Refrigerant	Type			R410A	R410A
	Charge at 7.5m		g	1000	1000
	Additional charge		g/m	20	20
Fan Motor Output			W	43	43
Compressor Type				Rotary	Rotary
Net Weight			kg	34	34
Dimension			mm	770*545*288	770*545*288

\* S : Sleep / L : Low / M : Medium / H : High  
 \*\* Specification, design and feature are subject to change without prior notice.  
 \*\*\* This product contains Fluorinated greenhouse gases (R410A).